









Make Your Own Rosh Hashanah Matching File Folder Activity

	Print one copy of the Rosh Hashanah pictures onto paper, and a second copy onto cardstock.
	Laminate the cardstock copy of the pictures.
	Cut out the paper copies of the Rosh Hashanah pictures.
	Glue the paper Rosh Hashanah pictures onto a file folder.
	Laminate the entire file folder.
	Cut out the cardstock copies of the Rosh Hashanah pictures.
	Apply velcro to the file folder and the backs of the cardstock Rosh Hashanah pictures.
	Tape a sandwich bag on the outside of the file folder to store the pieces





www.jgateways.org

Created by Rebecca Redner