









Make Your Own Shofar Color Match File Folder Activity

	Print one copy of the shofar pictures onto paper, and a second copy onto cardstock.
	Laminate the cardstock pictures.
	Cut out the paper copies of the pictures.
	Glue the paper pictures onto a file folder.
	Laminate the entire file folder.
	Cut out the cardstock copies pictures.
	Apply velcro to the file folder and the backs of the cardstock pictures.
	Tape a sandwich bag on the outside of the file folder to store the pieces.



