



# Chanukkah Fire Safety







Many people like to celebrate Chanukkah by lighting candles.




[www.jgateways.org](http://www.jgateways.org)

© Rebecca Redner



Sometimes the flames on Chanukkah candles make people feel nervous.




When people are careful and follow fire safety rules, it is safe to light Chanukkah candles. People can be safe around fire when they are careful and follow fire safety rules.

If I follow fire safety rules, I will feel safe.



## Chanukkah Fire Safety Rule #1:

Put the menorah on a baking sheet. A baking sheet is a safe place to put a menorah. Baking sheets do not burn. If a candle falls, it will fall onto the baking sheet and safely go out.



## Chanukkah Fire Safety Rule #2:

Put the menorah in a safe spot. Make sure there are no objects too close to your menorah. Some things people keep away from their menorahs are objects like curtains and napkins. We can stay safe if there is nothing close to the menorah that can burn.




### Chanukkah Fire Safety Rule #3:

Give the menorah some space. Make sure there are no people too close to your menorah. It is not safe when people touch or jiggle the menorah. The fire from a menorah can hurt people who get too close to a menorah. It is safe if people give the menorah some space.




The person lighting the menorah can stand close to the menorah.  
The person who lights the menorah is usually an adult who knows  
how to be careful with fire.



#### Chanukkah Fire Safety Rule #4:

Have a fire extinguisher. It is a smart idea to have a fire extinguisher just in case there is a problem. Fire extinguishers can help keep people safe if a fire gets too big.



It is fun to light Chanukkah candles! We can be safe around Chanukkah candles by being careful and following fire safety rules.